



SIGN PERMIT Application

REGISTERED PROPERTY OWNER: (please print)

Name:

Mailing Address:

Phone:

Email:

APPLICANT INFORMATION: (if different from above)

Name:

Company:

Mailing Address:

Phone:

Email:

SIGN COMPANY: (if different from above)

Name:

Company:

Mailing Address:

Phone:

Email:

SUBJECT PROPERTY

Civic Address:

Legal Description:

Property Identifier No. (PID):

Folio No.:

SIGN DISTRICT

SIGN DISTRICT A (Residential) DPA-1

Zoned: LDR, MDR, HDR

SIGN DISTRICT D (Highway Commercial) DPA-3

Zoned: HCC

SIGN DISTRICT B (Downtown) DPA-2

Zoned: DTC

SIGN DISTRICT E (Institutional)

Zoned: CS, CP

SIGN DISTRICT C (Other Commercial) DPA-4

Zoned: NC

AUTHORIZATION

I/We declare that all of the above statements and information contained in the material submitted in support of this application are, to the best of my/our knowledge, true and correct in all respects. Where the applicant is **not the REGISTERED OWNER** the application **must be signed by the REGISTERED OWNER** acknowledging this application.

**APPLICANT'S
SIGNATURE:**

**REGISTERED PROPERTY OWNER'S
SIGNATURE:**

DATE:

DATE:

INCOMPLETE APPLICATIONS WILL NOT BE ACCEPTED

Personal information you provide on this form is collected pursuant to section 26 of the *Freedom of Information and Protection of Privacy Act* and will only be used for the purpose of processing this application. Your personal information will not be released except in accordance with the *Freedom of Information and Protection of Privacy Act*. Questions about the collection of your personal information may be referred to the Corporate Services Coordinator by email: duncan@duncan.ca or phone: 250-746-6126.

PERMIT FEES

PROPOSED SIGN TYPE(S):	NUMBER OF SIGNS	TEMPORARY SIGN PERMIT FEE	SIGN PERMIT FEE	DEVELOPMENT PERMIT FEE ³	STRUCTURAL DESIGN FEE	ILLUMINATED SIGNS PROCESSING FEE
BANNER	X	\$25.00	-			-
SPECIAL EVENT	X					
AWNING/CANOPY	X	-	\$50.00		-	\$50.00
COMMUNITY NOTICE BOARD	X					
FASCIA	X					
FLAG MOUNTED POLE	X					
MENU BOX	X					
PROJECTING	X					
MONUMENT OR PYLON	X					
				\$50.00	\$50.00	

TOTAL FEE:

OFFICE USE

FILE NO:

APPLICATION FEE:

APPLICATION DATE:

SIGNATURE OF PLANNER:

PAID STAMP:

CONDITIONS:

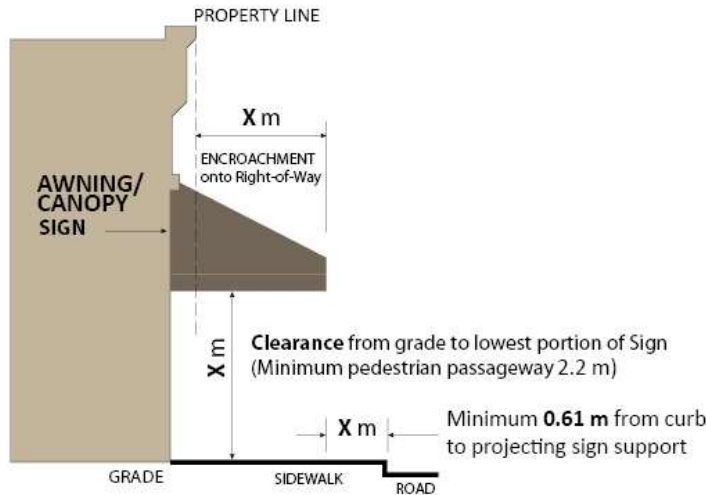
SIGN PERMIT APPLICATION CHECKLIST

REQUIRED DOCUMENTATION	SUBMITTED
Sign Permit Application form; with all applicable information completed	<input type="checkbox"/>
Building Permit Application form; signed and completed <i>NOTE: MONUMENT & PYLON SIGNS ONLY</i>	<input type="checkbox"/>
Development Permit Application form; signed and completed <i>NOTE: MONUMENT & PYLON SIGNS ONLY</i>	<input type="checkbox"/>
Signage details showing the following (scaled): <ul style="list-style-type: none"> • The overall dimensions of the Sign(s) = Sign Area • A rendering of the Copy Area, color(s) and artwork to be displayed on the Sign • The materials of which the Sign is to be constructed • The method used to support or attach the sign • The method of illumination (if any) • The dimensions of Changeable Copy (if any) 	<input type="checkbox"/> <input type="checkbox"/> <input type="checkbox"/> <input type="checkbox"/> <input type="checkbox"/> <input type="checkbox"/>
Site Plan (see sample drawings) showing the following: <ul style="list-style-type: none"> • The property line and location of any existing or proposed buildings • Dimensions of the site (along property line) • The location of all proposed and existing sign(s) on the site • The setbacks from the building to property line • Any sidewalk or public roadways that the proposed sign shall extend over • Distance between existing and proposed <i>Freestanding Signs</i> located on the site <i>NOTE: FREE STANDING SIGNS ONLY</i> • Description of the landscaping area or planter to be located adjacent to the sign(s) <i>NOTE: MONUMENT & PYLON SIGNS ONLY</i> 	<input type="checkbox"/> <input type="checkbox"/> <input type="checkbox"/> <input type="checkbox"/> <input type="checkbox"/> <input type="checkbox"/> <input type="checkbox"/>
Elevation drawing or Photographs (see sample drawings) showing the following: <ul style="list-style-type: none"> • Location of the sign(s) on the building or structure • Dimensions of the wall facade(s) (length and height in meters) • Vertical and horizontal dimensions of the sign(s) • Copy area on the sign – including dimensions • Distance from grade to the top of the sign(s) <i>NOTE: MONUMENT, PYLON & FLAG MOUNTED POLE SIGNS ONLY</i> • Clearance from grade to the lowest portion of the sign(s) <i>NOTE: AWNING, CANOPY, FASCIA & PROJECTING SIGNS ONLY</i> • Distance from the building wall to the maximum projection of the sign(s) <i>NOTE: FASCIA & PROJECTING SIGNS ONLY</i> 	<input type="checkbox"/> <input type="checkbox"/> <input type="checkbox"/> <input type="checkbox"/> <input type="checkbox"/> <input type="checkbox"/> <input type="checkbox"/>
Foundation drawing showing the following: <ul style="list-style-type: none"> • Dimensions of the sign base for monument and pylon signs. Structural design drawings will be required for monument and pylon signs greater than 2.3 m in height. <i>NOTE: MONUMENT & PYLON SIGNS ONLY</i> 	<input type="checkbox"/> <input type="checkbox"/>

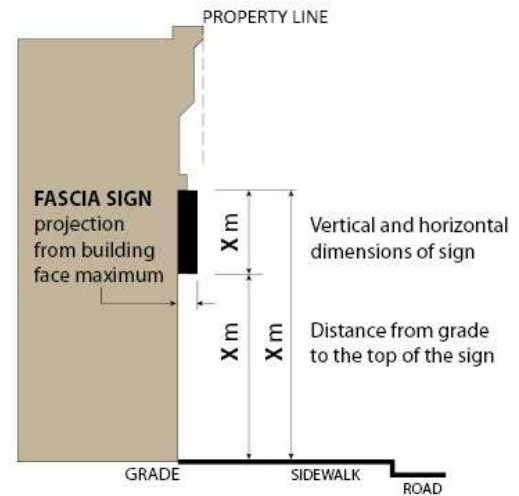
**SUBMITTED APPLICATIONS MUST INCLUDE DRAWINGS FOLLOWING THESE EXAMPLES.
APPLICATIONS WITHOUT DRAWINGS WILL BE CONSIDERED INCOMPLETE.**

SAMPLES OF REQUIRED DRAWINGS

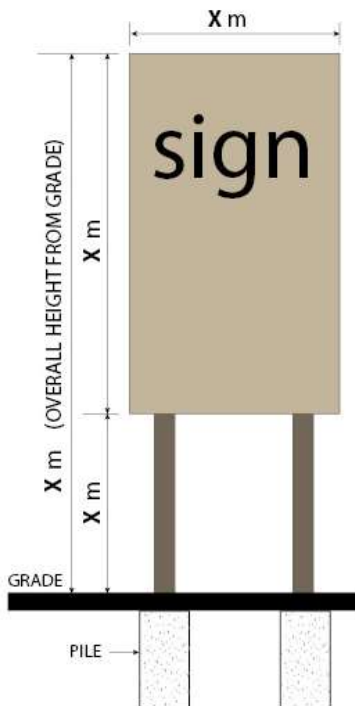
Projecting Sign



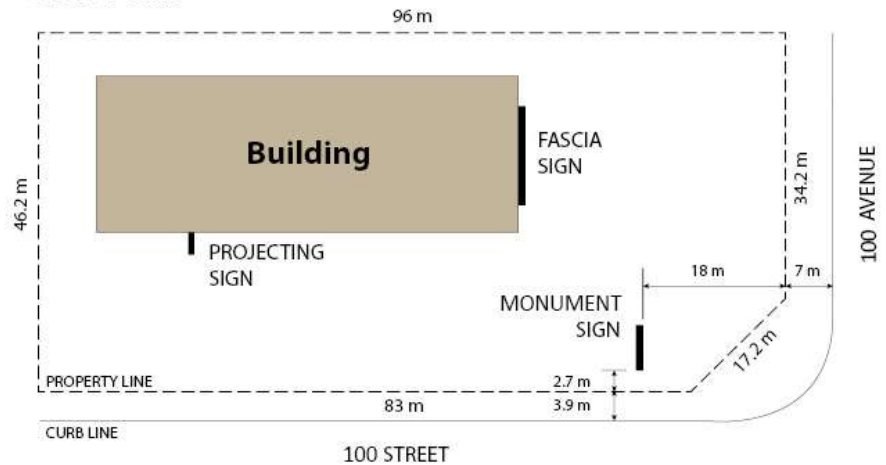
Fascia Sign



Pylon Sign



Site Plan



Sign Area Vs. Copy Area



SIGN AREA
Total area within the outer edge of the frame or border of a sign



COPY AREA
The area that encloses all of the copy